


TELESCOPIC SLIDES

- PRODUCT RANGE
- SYSTEMS
- FEATURES
- STOCK ITEMS

 THOMAS REGOUT
INTERNATIONAL B.V.





CONTENT



Product Range

Introduction

Technical Specifications

- Load capacity
- Dynamic load capacity
- Static load capacity
- Extension

Available Materials

- Stainless steel
- Surface treatment
- Thermal resistance

Telescopic Slides



Systems



Features



Stock Items





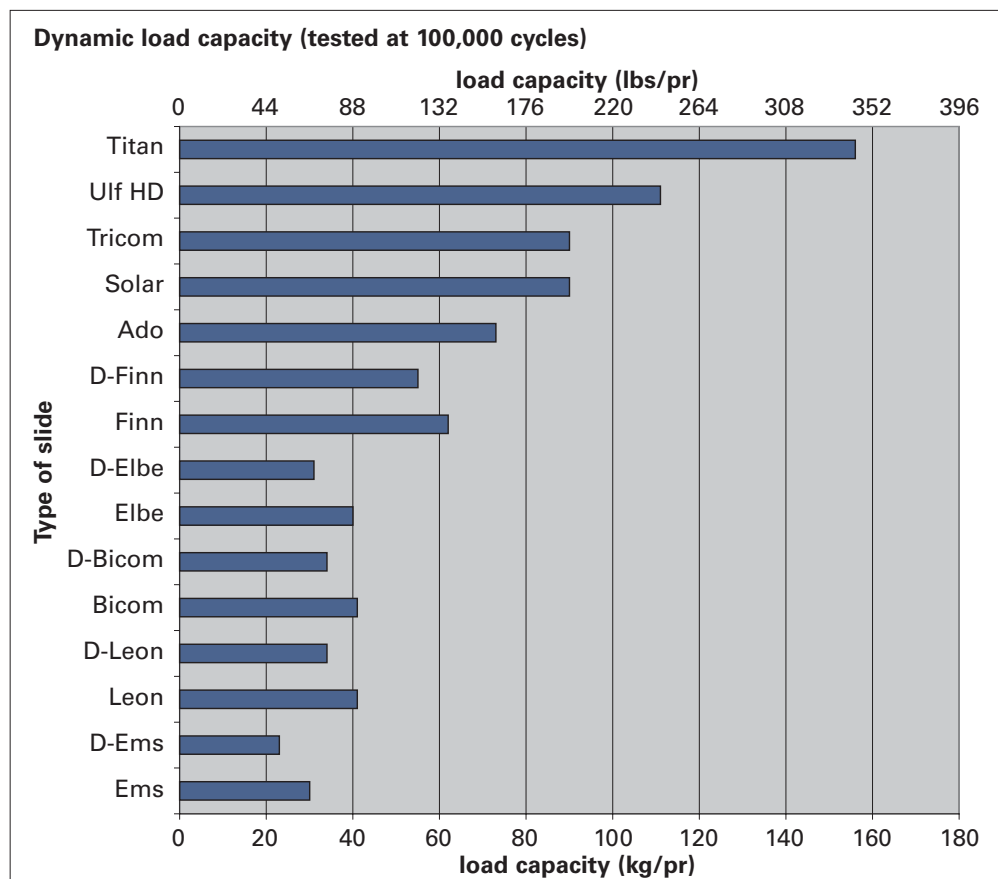
TECHNICAL SPECIFICATIONS


Load capacity

Load capacity varies as the result of a number of factors. Main factors being the type of slide, length, and ratio between pull-out length and closed length. Another important factor is the number of cycles the slide is required to make. Thomas Regout distinguishes the type of usage between dynamic use and static use. Other factors that influence the load capacity are the features the slide is equipped with, and how it is mounted. Slides are usually mounted sideways so all data concerning load-capacity will be given for side-mounted use. For information about the load capacity with bottom-mounted slides, please contact our sales department.

Dynamic load capacity

In order to determine the dynamic load capacity, all types of Thomas Regout slides have been tested for 100,000 cycles. Their maximum load capacity is compliant with, or exceeds, all common national and international standards including DIN, BIFMA, BS, EN and JIS. The dynamic load capacity figures can be found in the graph below.

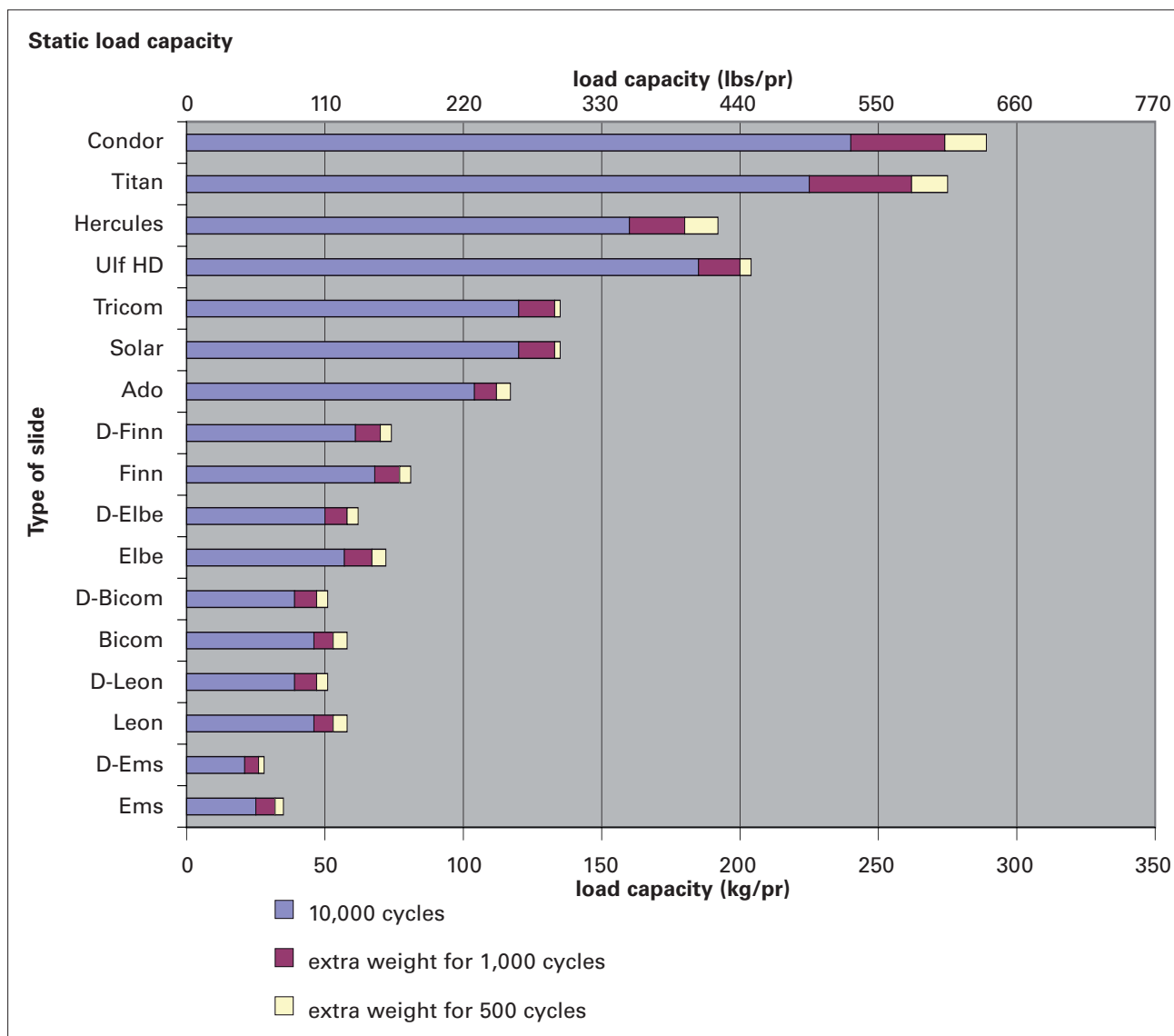




Static load capacity

Static load capacity is based on test results at 500, 1000 and 10,000 cycles. This is most common for industrial purposes. The static load capacity is considerably higher than the dynamic load capacity for all slides.

The static load capacity figures listed below were determined for a single length of that slide and are for indication purposes only. Specific applications can be assessed by our R&D department and tested if necessary.

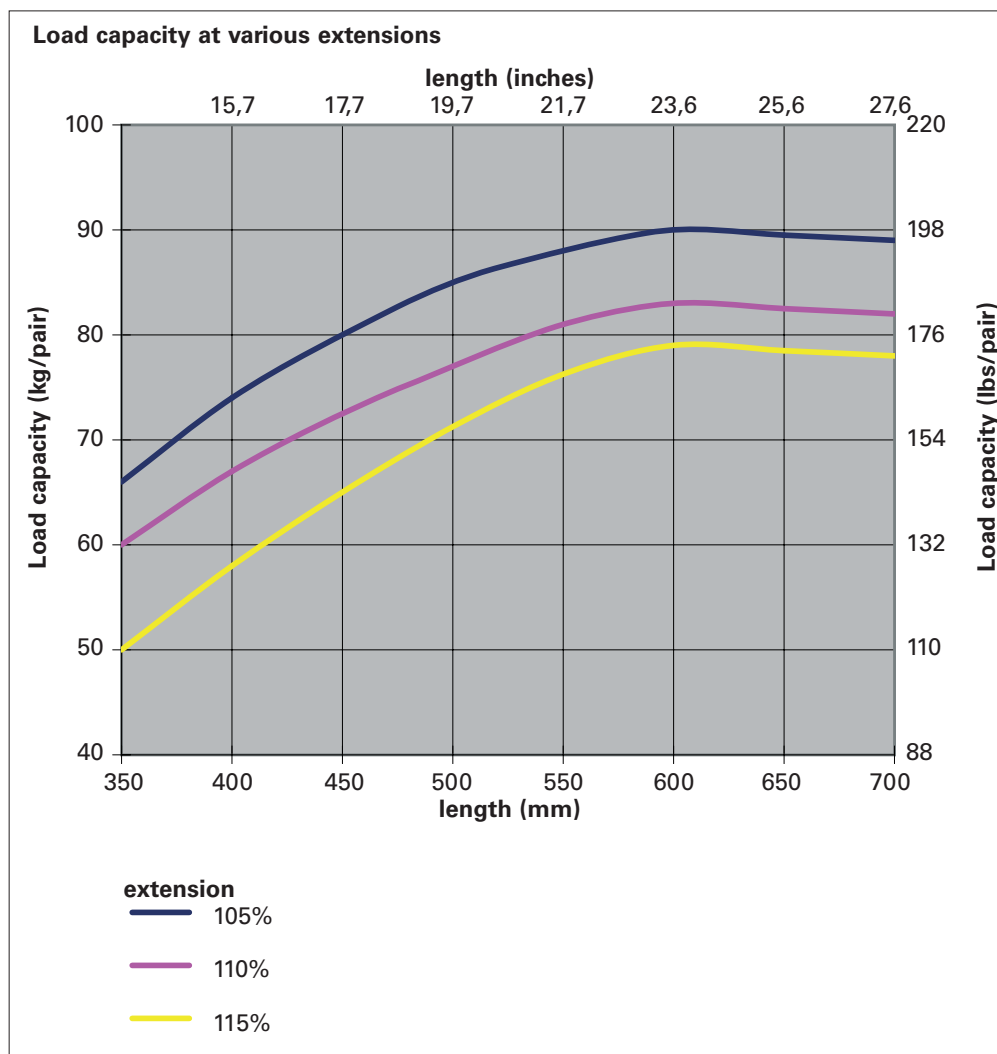


For special requests, please contact our sales department




Extension

Extension is defined as the ratio of the travel length of the slide (T) and the length of the slide in closed position (L): $(T/L) \cdot 100\%$. The influence of the extension and length of the slide on the load capacity is shown in the graph below.



For special requests, please contact our sales department



AVAILABLE MATERIALS

Thomas Regout slides are available in numerous materials and coatings. Below is an overview of all the materials used in our slides. All our products are compliant with the European RoHS standards.

Sections:	- Cold rolled, low carbon and high yield strength steel according to EN 10268 and EN 10139 - Pre-galvanised low carbon and high yield strength steel according to EN 10147 and EN 10139
Ball cages:	Electrolitically galvanised, cold rolled, low carbon and high yield strength steel according to EN 10131 and EN 10152
Ball bearings:	Hardened carbon steel C85, KI 4 DIN 5401
Locking features:	PA, PE, PBTP, TPU, EPDM
Sequence devices:	PA, TPU, PP
Bumpers:	RR PA, TPU, EPDM
Lubrication:	Heavy duty ball bearing grease (free of led), based on mineral oil


Stainless steel

More and more telescopic slides are used in new applications which requires very high corrosion resistance. Due to this fact, Thomas Regout has created the possibility to supply its total product range in stainless steel according to EN 10088-2 and EN 10259. Please inform us about your requirements to create the slide you need.

Surface treatment

Our slides are available in a selection of standard finishes to the specifications listed below. If you require an alternative or specialized finish not listed, please contact us for further information.

- Pre-galvanized (Sendzimir)
- Bright Zinc Chromate, Blue passivation
- Coated in Several colors

**Pre-galvanized (Sendzimir)**

Hot-dip zinc coating in accordance with EN 10326.

Designation: Steel EN 10326-S320GD + Z100-M-C-O

Layer thickness: Average 7 μm

Corrosion resistance: 1 hour neutral salt spray (DIN 50 021SS/ ASTM- B 117)
before zinc corrosion occurs

Bright Zinc Chromate, Blue passivation

Electrodeposited coating of zinc with trivalent blue passivation in accordance with NEN-EN 12329.

Designation: prEN 12329-Fe/Zn5/B

Layer thickness: Average 5 μm

Corrosion resistance: 72 hours neutral salt spray (DIN 50 021SS/ ASTM- B 117)
before zinc corrosion occurs

A higher corrosion resistance is possible. For further information, please contact our sales department.

Coated in several colors

Steel treated with iron-phosphate and water-borne polyester-melamine combination lacquer.

Layer thickness: Average 10 μm

Corrosion resistance: After 24 hours salt spray (DIN 50 021SS/ ASTM- B 117)
maximum undermining of the coating 2-3mm out of scratch

Thermal resistance

Maximum temperature approx. 100°C, determined by applied plastics and lubrication.



Minimum temperature approx. -20°C, determined by applied plastics and lubrication.

Attention: maximum and minimum temperature are strongly determined by the specific application; duration of exposure, impact and other forces on slide and slide components etc. Values mentioned are indicative, it is important to judge each individual application.

For special requests, please contact our sales department




TELESCOPIC SLIDES

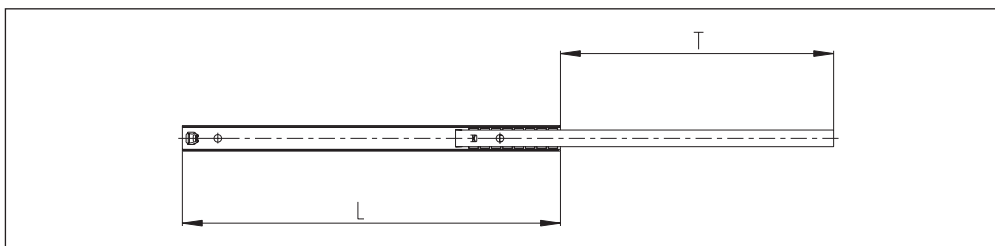
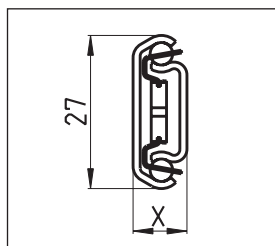


Ems

Extension up to 75%
Load capacity up to 35 kg
77 lbs



PRODUCT RANGE



x in mm	x in inch
9,5	0,37

For further information regarding load capacity and extension see the specifications sheet

Available features		Ems
Hold-in	Bumper without hold closed	•
	Bumper with hold closed	•
Lock-in	Activated by manual operation	
Pull-in	Anti-rebound (standard)	
	Anti-rebound (fail-safe)	
	Anti-rebound (fail-safe extra strong)	
	Pull-in Bicom	
Hold-out	Activated by force operation	
Lock-out	Activated by manual operation	
Travel	Single extension	•
	Full extension	
	Two way travel	•
Surface	Blue Zinc plated (72 hrs salt spray)	•
	Coating (several colors)	•
	Pre-galvanised (sendzimir)	
Systems	Unibracket	
	Rack-and-pinion	
	ISL	
	ISL + lock	
	ISL + Anti rebound	
Features	Differential movement	
	Protective end cap for drawer profile	
	Disconnection of inner profile	
	Studs	•
	Threaded studs	•
	Holes	•
	Countersunk holes	•
	Press inserts	•
	Tabs / bajonets	•
	Spotwelded slotted strip bracket	•
	Spotwelded spacer / brackets	•
	Spotwelded drawer carrier	•

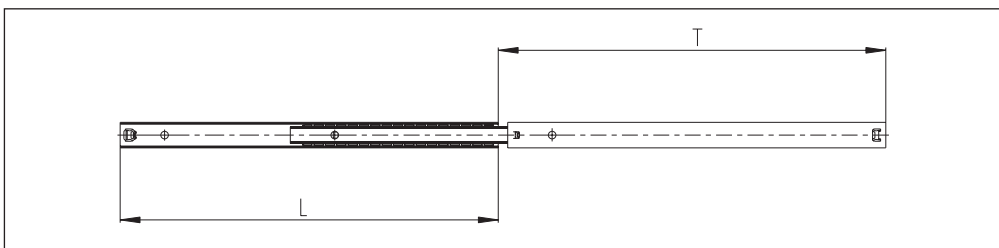
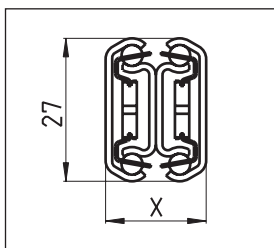

Technical Specifications

Stock Items



Double Ems

Extension up to 130%
Load capacity up to 28 kg
62 lbs



x in mm	x in inch
19	0,75


For further information regarding load capacity and extension see the specifications sheet

Available features		D.Ems
Hold-in	Bumper without hold closed	•
	Bumper with hold closed	•
Lock-in	Activated by manual operation	
Pull-in	Anti-rebound (standard)	
	Anti-rebound (fail-safe)	
	Anti-rebound (fail-safe extra strong)	
	Pull-in Bicom	
Hold-out	Activated by force operation	
Lock-out	Activated by manual operation	
Travel	Single extension	
	Full extension	•
	Two way travel	
Surface	Blue Zinc plated (72 hrs salt spray)	•
	Coating (several colors)	•
	Pre-galvanised (sendzimir)	
Systems	Unibracket	
	Rack-and-pinion	
	ISL	
	ISL + lock	
	ISL + Anti rebound	
Features	Differential movement	
	Protective end cap for drawer profile	
	Disconnection of inner profile	
	Studs	•
	Threaded studs	•
	Holes	•
	Countersunk holes	•
	Press inserts	•
	Tabs / bajonets	•
	Spotwelded slotted strip bracket	•
	Spotwelded spacer / brackets	•
	Spotwelded drawer carrier	•

Technical Specifications

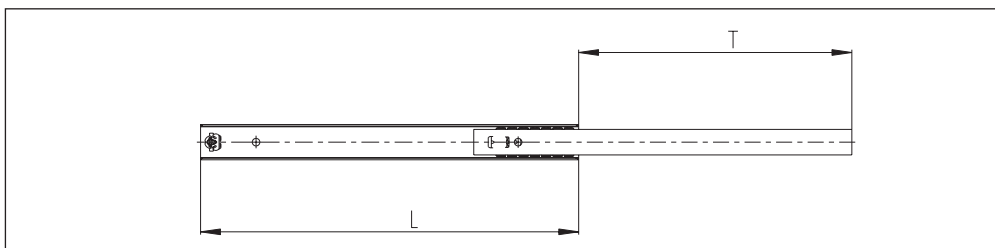
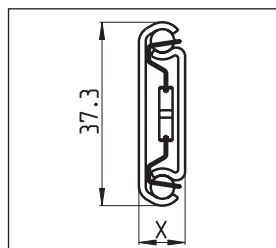

Stock Items





Leon

Extension up to 75%
Load capacity up to 58 kg
128 lbs



x in mm	x in inch
9,5	0,37

For further information regarding load capacity and extension see the specifications sheet

Available features		Leon
Hold-in	Bumper without hold closed	•
	Bumper with hold closed	•
Lock-in	Activated by manual operation	
Pull-in	Anti-rebound (standard)	
	Anti-rebound (fail-safe)	
	Anti-rebound (fail-safe extra strong)	
	Pull-in Bicom	
Hold-out	Activated by force operation	•
Lock-out	Activated by manual operation	•
Travel	Single extension	•
	Full extension	
	Two way travel	
Surface	Blue Zinc plated (72 hrs salt spray)	•
	Coating (several colors)	•
	Pre-galvanised (sendzimir)	
Systems	Unibracket	•
	Rack-and-pinion	
	ISL	
	ISL + lock	
	ISL + Anti rebound	
Features	Differential movement	
	Protective end cap for drawer profile	
	Disconnection of inner profile	•
	Studs	•
	Threaded studs	•
	Holes	•
	Countersunk holes	•
	Press inserts	•
	Tabs / bajonets	•
	Spotwelded slotted strip bracket	•
	Spotwelded spacer / brackets	•
	Spotwelded drawer carrier	•

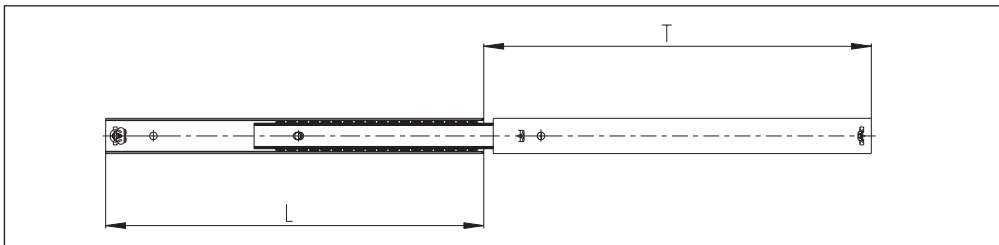
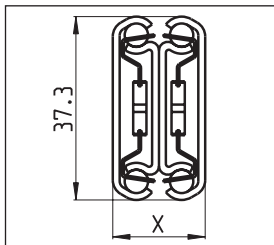

Technical Specifications

Stock Items



Double Leon

Extension up to 130%
Load capacity up to 51 kg
112 lbs



x in mm	x in inch
19	0,75


For further information regarding load capacity and extension see the specifications sheet

Available features		D.Leon
Hold-in	Bumper without hold closed	•
	Bumper with hold closed	•
Lock-in	Activated by manual operation	•
Pull-in	Anti-rebound (standard)	
	Anti-rebound (fail-safe)	
	Anti-rebound (fail-safe extra strong)	
	Pull-in Bicom	
Hold-out	Activated by force operation	•
Lock-out	Activated by manual operation	•
Travel	Single extension	
	Full extension	•
	Two way travel	
Surface	Blue Zinc plated (72 hrs salt spray)	•
	Coating (several colors)	•
	Pre-galvanised (sendzimir)	
Systems	Unibracket	•
	Rack-and-pinion	
	ISL	
	ISL + lock	
	ISL + Anti rebound	
Features	Differential movement	
	Protective end cap for drawer profile	
	Disconnection of inner profile	•
	Studs	•
	Threaded studs	•
	Holes	•
	Countersunk holes	•
	Press inserts	•
	Tabs / bajonets	•
	Spotwelded slotted strip bracket	•
	Spotwelded spacer / brackets	•
	Spotwelded drawer carrier	•

Technical Specifications

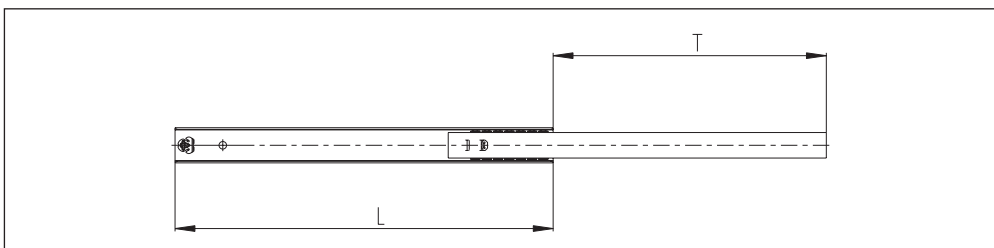
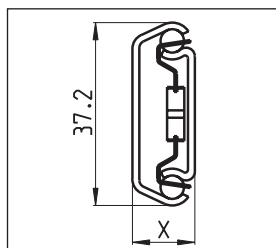
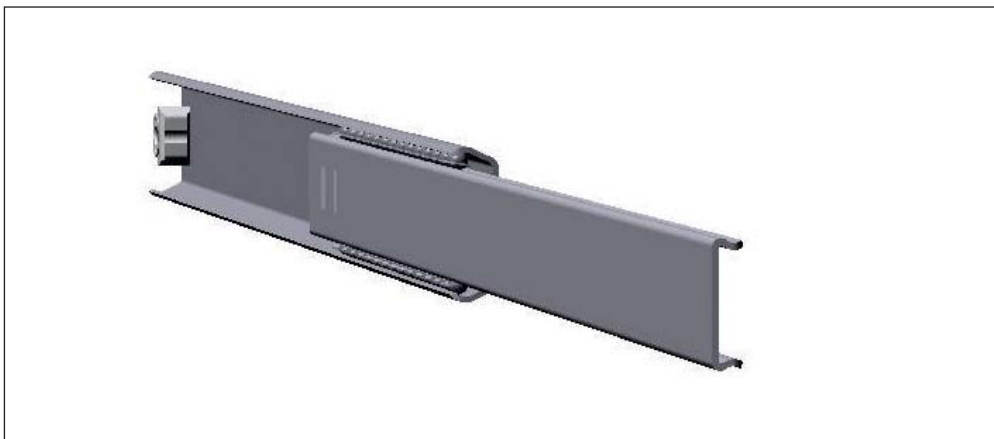
Stock Items





Bicom

Extension up to 75%
Load capacity up to 58 kg
128 lbs



x in mm	x in inch
13	0,51


For further information regarding load capacity and extension see the specifications sheet

Available features		Bicom
Hold-in	Bumper without hold closed	•
	Bumper with hold closed	•
Lock-in	Activated by manual operation	
Pull-in	Anti-rebound (standard)	
	Anti-rebound (fail-safe)	
	Anti-rebound (fail-safe extra strong)	
	Pull-in Bicom	•
Hold-out	Activated by force operation	
Lock-out	Activated by manual operation	
Travel	Single extension	•
	Full extension	
	Two way travel	
Surface	Blue Zinc plated (72 hrs salt spray)	•
	Coating (several colors)	•
	Pre-galvanised (sendzimir)	•
Systems	Unibracket	
	Rack-and-pinion	
	ISL	
	ISL + lock	
	ISL + Anti rebound	
Features	Differential movement	
	Protective end cap for drawer profile	
	Disconnection of inner profile	
	Studs	•
	Threaded studs	•
	Holes	•
	Countersunk holes	•
	Press inserts	•
	Tabs / bajonets	•
	Spotwelded slotted strip bracket	•
	Spotwelded spacer / brackets	•
	Spotwelded drawer carrier	•

Technical Specifications

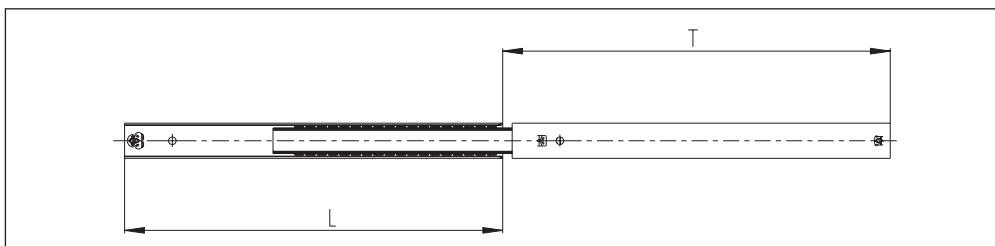
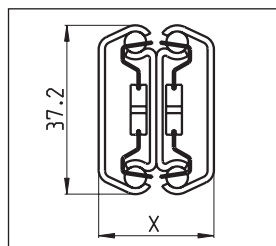

Stock Items





Double Bicom

Extension up to 130%
Load capacity up to 51 kg
112 lbs





x in mm	x in inch
25,5	1,00

For further information regarding load capacity and extension see the specifications sheet

Available features		D.Bicom
Hold-in	Bumper without hold closed	•
	Bumper with hold closed	•
Lock-in	Activated by manual operation	
Pull-in	Anti-rebound (standard)	
	Anti-rebound (fail-safe)	
	Anti-rebound (fail-safe extra strong)	
	Pull-in Bicom	
Hold-out	Activated by force operation	
Lock-out	Activated by manual operation	
Travel	Single extension	
	Full extension	•
	Two way travel	
Surface	Blue Zinc plated (72 hrs salt spray)	•
	Coating (several colors)	•
	Pre-galvanised (sendzimir)	•
Systems	Unibracket	
	Rack-and-pinion	
	ISL	
	ISL + lock	
	ISL + Anti rebound	
Features	Differential movement	
	Protective end cap for drawer profile	
	Disconnection of inner profile	
	Studs	•
	Threaded studs	•
	Holes	•
	Countersunk holes	•
	Press inserts	•
	Tabs / bajonets	•
	Spotwelded slotted strip bracket	•
	Spotwelded spacer / brackets	•
	Spotwelded drawer carrier	•

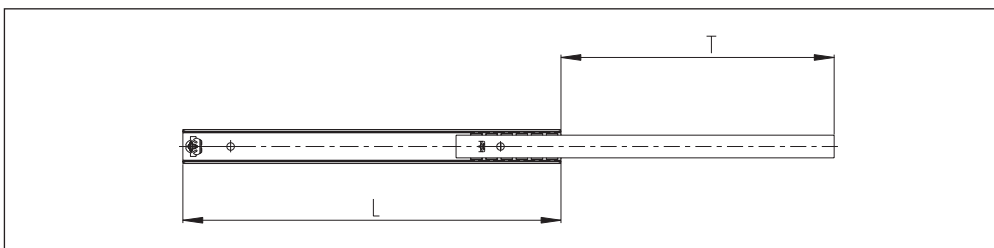
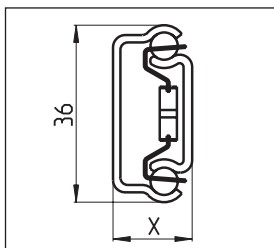
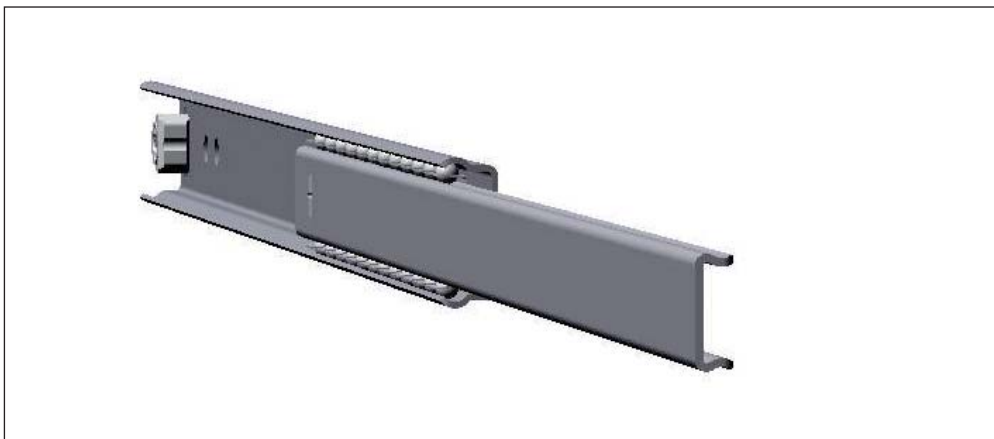
Technical Specifications

Stock Items



Elbe

Extension up to 75%
Load capacity up to 72 kg
164 lbs



x in mm	x in inch
16	0,63
17,5	0,69


For further information regarding load capacity and extension see the specifications sheet

Available features		Elbe
Hold-in	Bumper without hold closed	•
	Bumper with hold closed	•
Lock-in	Activated by manual operation	
Pull-in	Anti-rebound (standard)	
	Anti-rebound (fail-safe)	
	Anti-rebound (fail-safe extra strong)	
	Pull-in Bicom	
Hold-out	Activated by force operation	
Lock-out	Activated by manual operation	
Travel	Single extension	•
	Full extension	
	Two way travel	
Surface	Blue Zinc plated (72 hrs salt spray)	•
	Coating (several colors)	•
	Pre-galvanised (sendzimir)	•
Systems	Unibracket	
	Rack-and-pinion	
	ISL	
	ISL + lock	
	ISL + Anti rebound	
Features	Differential movement	
	Protective end cap for drawer profile	•
	Disconnection of inner profile	
	Studs	•
	Threaded studs	•
	Holes	•
	Countersunk holes	•
	Press inserts	•
	Tabs / bajonets	•
	Spotwelded slotted strip bracket	•
	Spotwelded spacer / brackets	•
	Spotwelded drawer carrier	•

Technical Specifications

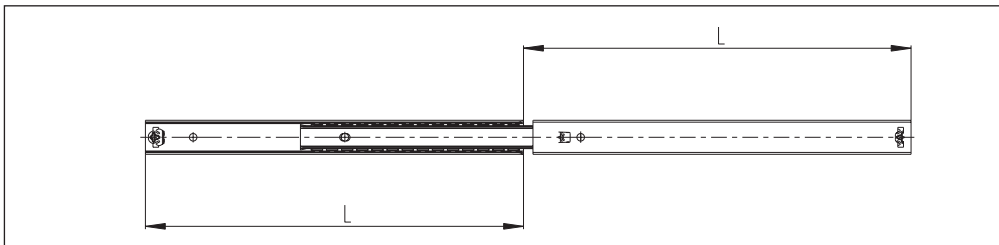
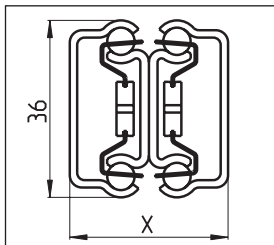

Stock Items





Double Elbe

Extension up to 130%
Load capacity up to 62 kg
137 lbs



x in mm	x in inch
32,5	1,28
34,5	1,36


For further information regarding load capacity and extension see the specifications sheet

Available features		D.Elbe
Hold-in	Bumper without hold closed	•
	Bumper with hold closed	•
Lock-in	Activated by manual operation	
Pull-in	Anti-rebound (standard)	
	Anti-rebound (fail-safe)	
	Anti-rebound (fail-safe extra strong)	
	Pull-in Bicom	
Hold-out	Activated by force operation	
Lock-out	Activated by manual operation	
Travel	Single extension	
	Full extension	•
	Two way travel	
Surface	Blue Zinc plated (72 hrs salt spray)	•
	Coating (several colors)	•
	Pre-galvanised (sendzimir)	
Systems	Unibracket	
	Rack-and-pinion	
	ISL	
	ISL + lock	
	ISL + Anti rebound	
Features	Differential movement	
	Protective end cap for drawer profile	
	Disconnection of inner profile	
	Studs	•
	Threaded studs	•
	Holes	•
	Countersunk holes	•
	Press inserts	•
	Tabs / bajonets	•
	Spotwelded slotted strip bracket	•
	Spotwelded spacer / brackets	•
	Spotwelded drawer carrier	•

Technical Specifications

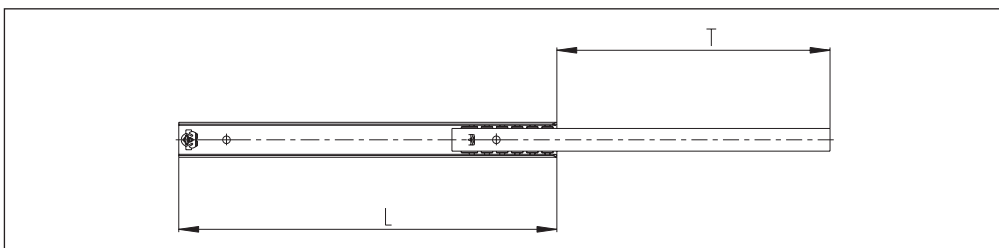
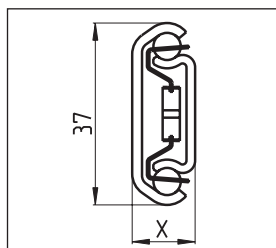

Stock Items





Finn

Extension up to 75%
Load capacity up to 81 kg
178 lbs



x in mm	x in inch
13	0,51

For further information regarding load capacity and extension see the specifications sheet

Available features		Finn
Hold-in	Bumper without hold closed	•
	Bumper with hold closed	•
Lock-in	Activated by manual operation	
Pull-in	Anti-rebound (standard)	
	Anti-rebound (fail-safe)	
	Anti-rebound (fail-safe extra strong)	
	Pull-in Bicom	
Hold-out	Activated by force operation	
Lock-out	Activated by manual operation	
Travel	Single extension	
	Full extension	•
	Two way travel	
Surface	Blue Zinc plated (72 hrs salt spray)	•
	Coating (several colors)	•
	Pre-galvanised (sendzimir)	•
Systems	Unibracket	
	Rack-and-pinion	
	ISL	
	ISL + lock	
	ISL + Anti rebound	
Features	Differential movement	
	Protective end cap for drawer profile	
	Disconnection of inner profile	
	Studs	•
	Threaded studs	•
	Holes	•
	Countersunk holes	•
	Press inserts	•
	Tabs / bajonets	•
	Spotwelded slotted strip bracket	•
	Spotwelded spacer / brackets	•
	Spotwelded drawer carrier	•

Technical Specifications

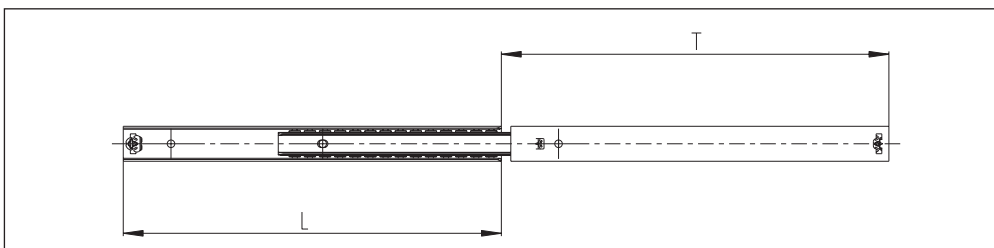
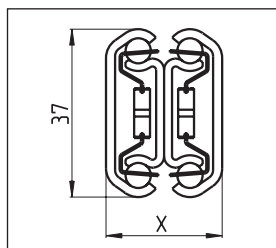

Stock Items





Double Finn

Extension up to 130%
 Vertical load capacity up to
 74 kg 163 lbs
 Horizontal load capacity up to
 45 kg 99 lbs



x in mm	x in inch
25,5	1,00

For further information regarding load capacity and extension see the specifications sheet

Available features		D.Finn
Hold-in	Bumper without hold closed	•
	Bumper with hold closed	•
Lock-in	Activated by manual operation	
Pull-in	Anti-rebound (standard)	
	Anti-rebound (fail-safe)	
	Anti-rebound (fail-safe extra strong)	
	Pull-in Bicom	
Hold-out	Activated by force operation	
Lock-out	Activated by manual operation	
Travel	Single extension	
	Full extension	•
	Two way travel	
Surface	Blue Zinc plated (72 hrs salt spray)	•
	Coating (several colors)	•
	Pre-galvanised (sendzimir)	
Systems	Unibracket	
	Rack-and-pinion	
	ISL	
	ISL + lock	
	ISL + Anti rebound	
Features	Differential movement	
	Protective end cap for drawer profile	
	Disconnection of inner profile	
	Studs	•
	Threaded studs	•
	Holes	•
	Countersunk holes	•
	Press inserts	•
	Tabs / bajonets	•
	Spotwelded slotted strip bracket	•
	Spotwelded spacer / brackets	•
	Spotwelded drawer carrier	•


Technical Specifications

Stock Items





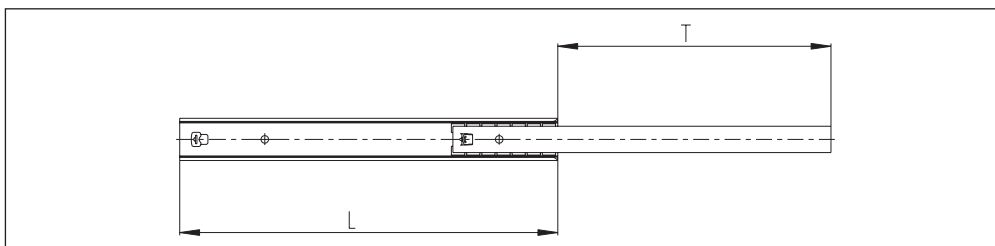
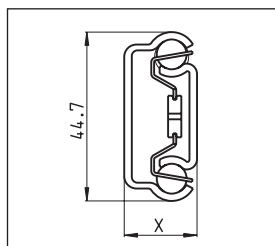

TELESCOPIC SLIDES



PRODUCT RANGE

Ado

Extension up to 75%
Vertical load capacity up to
104 kg 230 lbs
Horizontal load capacity up to
60 kg 132 lbs





x in mm	x in inch
19,5	0,77

For further information regarding load capacity and extension see the specifications sheet

Available features		Ado
Hold-in	Bumper without hold closed	•
	Bumper with hold closed	•
Lock-in	Activated by manual operation	
Pull-in	Anti-rebound (standard)	
	Anti-rebound (fail-safe)	
	Anti-rebound (fail-safe extra strong)	
	Pull-in Bicom	
Hold-out	Activated by force operation	
Lock-out	Activated by manual operation	
Travel	Single extension	•
	Full extension	
	Two way travel	
Surface	Blue Zinc plated (72 hrs salt spray)	•
	Coating (several colors)	•
	Pre-galvanised (sendzimir)	
Systems	Unibracket	
	Rack-and-pinion	
	ISL	
	ISL + lock	
	ISL + Anti rebound	
Features	Differential movement	
	Protective end cap for drawer profile	•
	Disconnection of inner profile	
	Studs	•
	Threaded studs	•
	Holes	•
	Countersunk holes	•
	Press inserts	•
	Tabs / bajonets	•
	Spotwelded slotted strip bracket	•
	Spotwelded spacer / brackets	•
	Spotwelded drawer carrier	•

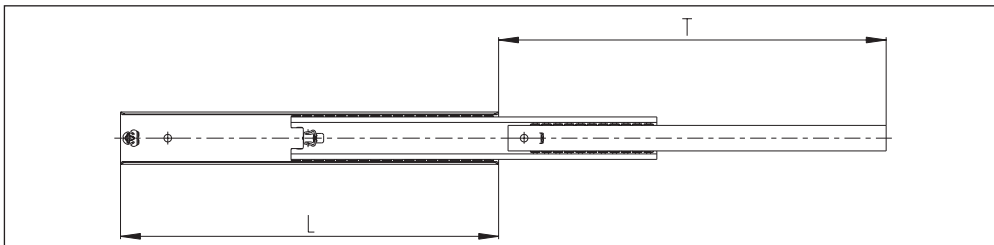
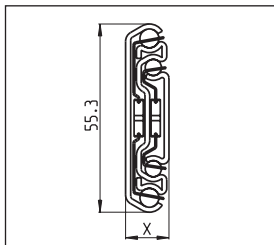
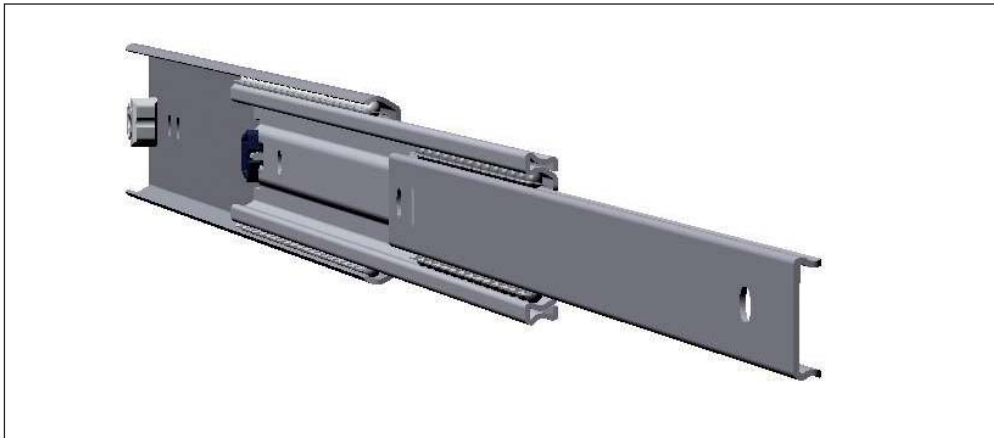
Technical Specifications

Stock Items



Solar

Extension up to 130%
Load capacity up to 135 kg
297 lbs



x in mm	x in inch
13	0,51



For further information regarding load capacity and extension see the specifications sheet

Available features		Solar
Hold-in	Bumper without hold closed	•
	Bumper with hold closed	•
Lock-in	Activated by manual operation	
Pull-in	Anti-rebound (standard)	•
	Anti-rebound (fail-safe)	•
	Anti-rebound (fail-safe extra strong)	•
	Pull-in Bicom	
Hold-out	Activated by force operation	•
Lock-out	Activated by manual operation	•
Travel	Single extension	
	Full extension	•
	Two way travel	
Surface	Blue Zinc plated (72 hrs salt spray)	•
	Coating (several colors)	•
	Pre-galvanised (sendzimir)	
Systems	Unibracket	•
	Rack-and-pinion	
	ISL	
	ISL + lock	
	ISL + Anti rebound	
Features	Differential movement	•
	Protective end cap for drawer profile	
	Disconnection of inner profile	•
	Studs	•
	Threaded studs	•
	Holes	•
	Countersunk holes	•
	Press inserts	•
	Tabs / bajonets	•
	Spotwelded slotted strip bracket	•
	Spotwelded spacer / brackets	•
	Spotwelded drawer carrier	•

Technical Specifications

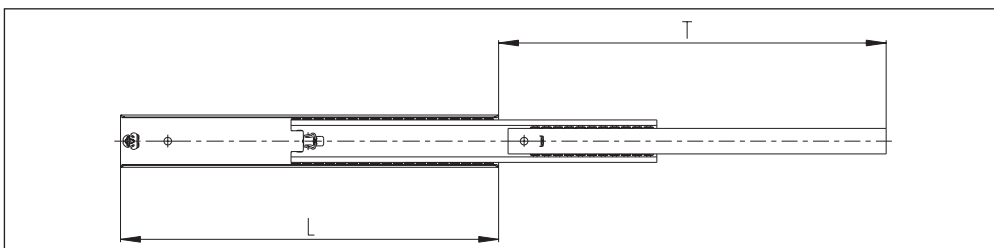
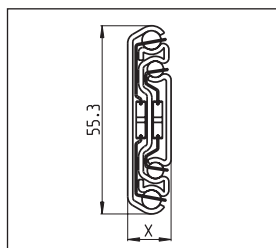
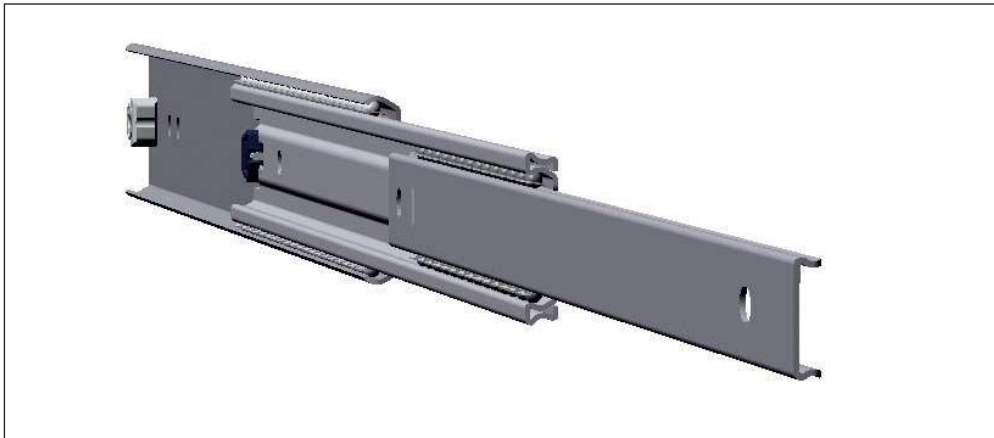
Stock Items





Tricom

Extension up to 130%
Load capacity up to 135 kg
297 lbs



x in mm	x in inch
13	0,51


For further information regarding load capacity and extension see the specifications sheet

Available features		Tricom
Hold-in	Bumper without hold closed	•
	Bumper with hold closed	•
Lock-in	Activated by manual operation	
Pull-in	Anti-rebound (standard)	•
	Anti-rebound (fail-safe)	•
	Anti-rebound (fail-safe extra strong)	•
	Pull-in Bicom	
Hold-out	Activated by force operation	•
Lock-out	Activated by manual operation	•
Travel	Single extension	
	Full extension	•
	Two way travel	
Surface	Blue Zinc plated (72 hrs salt spray)	
	Coating (several colors)	
	Pre-galvanised (sendzimir)	•
Systems	Unibracket	•
	Rack-and-pinion	
	ISL	
	ISL + lock	
	ISL + Anti rebound	
Features	Differential movement	•
	Protective end cap for drawer profile	
	Disconnection of inner profile	•
	Studs	•
	Threaded studs	•
	Holes	•
	Countersunk holes	•
	Press inserts	•
	Tabs / bajonets	•
	Spotwelded slotted strip bracket	•
	Spotwelded spacer / brackets	•
	Spotwelded drawer carrier	•

Technical Specifications

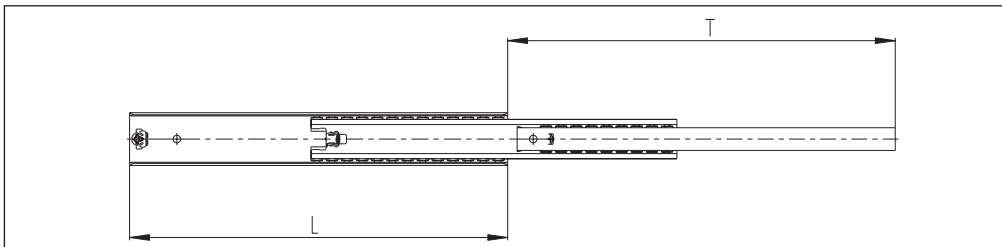
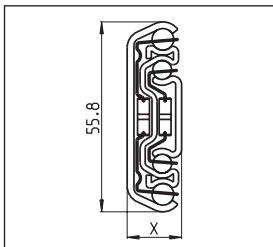
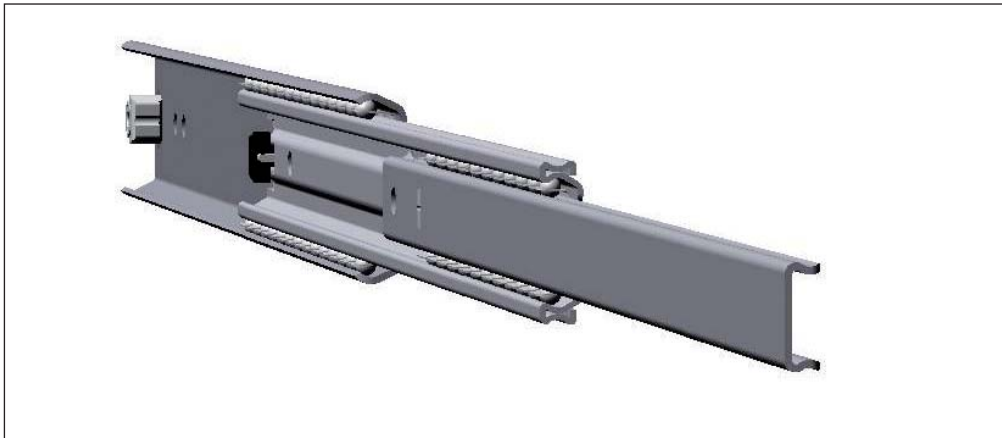
Stock Items





Uif HD

Extension up to 130%
Load capacity up to 204 kg
449 lbs



x in mm	x in inch
16	0,37
17,5	0,69
18,5	0,73


For further information regarding load capacity and extension see the specifications sheet

Available features		Uif HD
Hold-in	Bumper without hold closed	•
	Bumper with hold closed	•
Lock-in	Activated by manual operation	
Pull-in	Anti-rebound (standard)	•
	Anti-rebound (fail-safe)	•
	Anti-rebound (fail-safe extra strong)	•
	Pull-in Bicom	
Hold-out	Activated by force operation	•
Lock-out	Activated by manual operation	•
Travel	Single extension	
	Full extension	•
	Two way travel	•
Surface	Blue Zinc plated (72 hrs salt spray)	•
	Coating (several colors)	•
	Pre-galvanised (sendzimir)	•
Systems	Unibracket	•
	Rack-and-pinion	•
	ISL	•
	ISL + lock	•
	ISL + Anti rebound	•
Features	Differential movement	
	Protective end cap for drawer profile	•
	Disconnection of inner profile	•
	Studs	•
	Threaded studs	•
	Holes	•
	Countersunk holes	•
	Press inserts	•
	Tabs / bajonets	•
	Spotwelded slotted strip bracket	•
	Spotwelded spacer / brackets	•
	Spotwelded drawer carrier	•

Technical Specifications

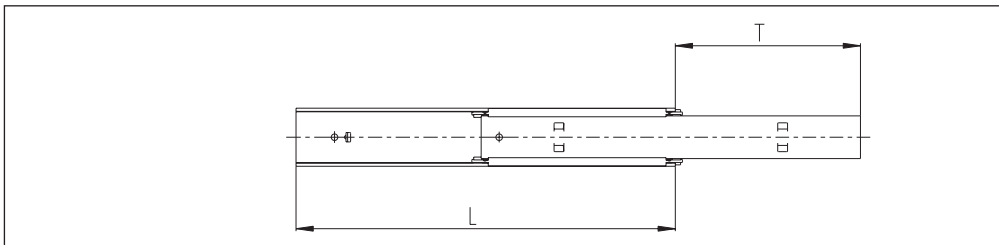
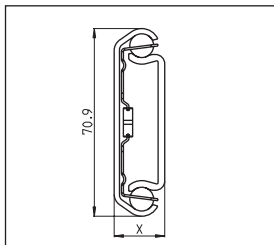

Stock Items





Hercules

Extension up to 75%
Load capacity up to 192 kg
422 lbs



x in mm	x in inch
19,00	0,75


For further information regarding load capacity and extension see the specifications sheet

Available features		Hercules
Hold-in	Bumper without hold closed	•
	Bumper with hold closed	•
Lock-in	Activated by manual operation	
Pull-in	Anti-rebound (standard)	
	Anti-rebound (fail-safe)	
	Anti-rebound (fail-safe extra strong)	
	Pull-in Bicom	
Hold-out	Activated by force operation	
Lock-out	Activated by manual operation	
Travel	Single extension	•
	Full extension	
	Two way travel	•
Surface	Blue Zinc plated (72 hrs salt spray)	•
	Coating (several colors)	•
	Pre-galvanised (sendzimir)	
Systems	Unibracket	
	Rack-and-pinion	
	ISL	
	ISL + lock	
	ISL + Anti rebound	
Features	Differential movement	
	Protective end cap for drawer profile	
	Disconnection of inner profile	
	Studs	•
	Threaded studs	•
	Holes	•
	Countersunk holes	•
	Press inserts	•
	Tabs / bajonets	•
	Spotwelded slotted strip bracket	•
	Spotwelded spacer / brackets	•
	Spotwelded drawer carrier	•

Technical Specifications

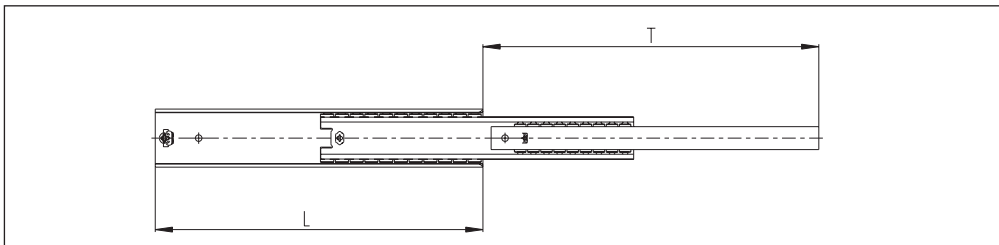
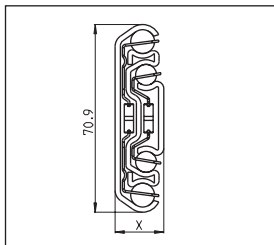
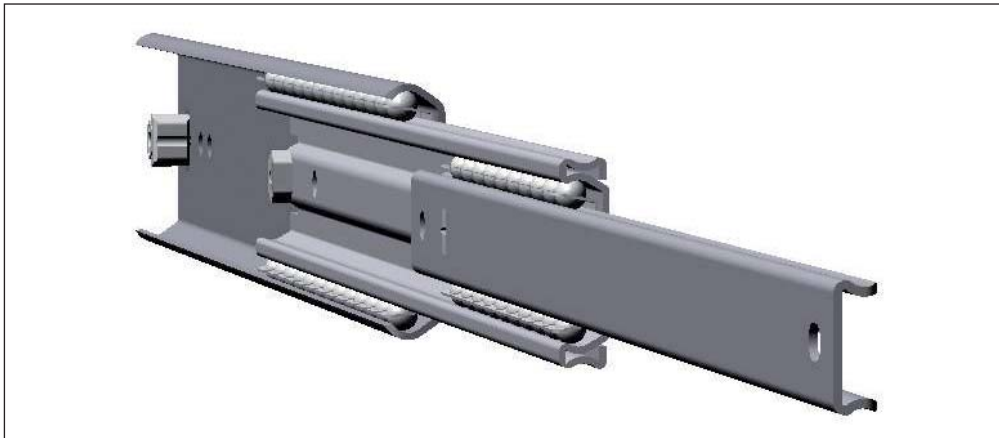
Stock Items





Titan

Extension up to 130%
Load capacity up to 275 kg
605 lbs



x in mm	x in inch
18,5	0,73

For further information regarding load capacity and extension see the specifications sheet

Available features		Titan
Hold-in	Bumper without hold closed	•
	Bumper with hold closed	•
Lock-in	Activated by manual operation	
Pull-in	Anti-rebound (standard)	•
	Anti-rebound (fail-safe)	•
	Anti-rebound (fail-safe extra strong)	•
	Pull-in Bicom	
Hold-out	Activated by force operation	•
Lock-out	Activated by manual operation	•
Travel	Single extension	
	Full extension	•
	Two way travel	
Surface	Blue Zinc plated (72 hrs salt spray)	•
	Coating (several colors)	•
	Pre-galvanised (sendzimir)	
Systems	Unibracket	•
	Rack-and-pinion	
	ISL	
	ISL + lock	
	ISL + Anti rebound	
Features	Differential movement	
	Protective end cap for drawer profile	•
	Disconnection of inner profile	•
	Studs	•
	Threaded studs	•
	Holes	•
	Countersunk holes	•
	Press inserts	•
	Tabs / bajonets	•
	Spotwelded slotted strip bracket	•
	Spotwelded spacer / brackets	•
	Spotwelded drawer carrier	•

Technical Specifications

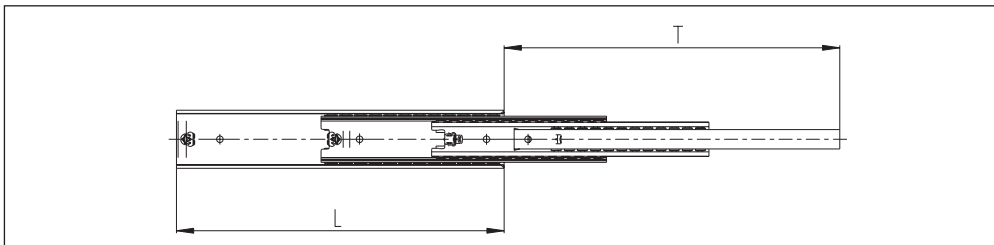
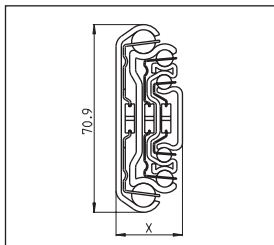

Stock Items





Condor

Extension up to 150%
Load capacity up to 289 kg
636 lbs



x in mm	x in inch
25,5	1,00

For further information regarding load capacity and extension see the specifications sheet

Available features		Condor
Hold-in	Bumper without hold closed	•
	Bumper with hold closed	•
Lock-in	Activated by manual operation	
Pull-in	Anti-rebound (standard)	
	Anti-rebound (fail-safe)	
	Anti-rebound (fail-safe extra strong)	
	Pull-in Bicom	
Hold-out	Activated by force operation	
Lock-out	Activated by manual operation	
Travel	Single extension	
	Full extension	•
	Two way travel	
Surface	Blue Zinc plated (72 hrs salt spray)	•
	Coating (several colors)	•
	Pre-galvanised (sendzimir)	
Systems	Unibracket	•
	Rack-and-pinion	
	ISL	
	ISL + lock	
	ISL + Anti rebound	
Features	Differential movement	
	Protective end cap for drawer profile	•
	Disconnection of inner profile	
	Studs	•
	Threaded studs	•
	Holes	•
	Countersunk holes	•
	Press inserts	•
	Tabs / bajonets	•
	Spotwelded slotted strip bracket	•
	Spotwelded spacer / brackets	•
	Spotwelded drawer carrier	•

Technical Specifications


Stock Items





TELESCOPIC SLIDES

Stock Items

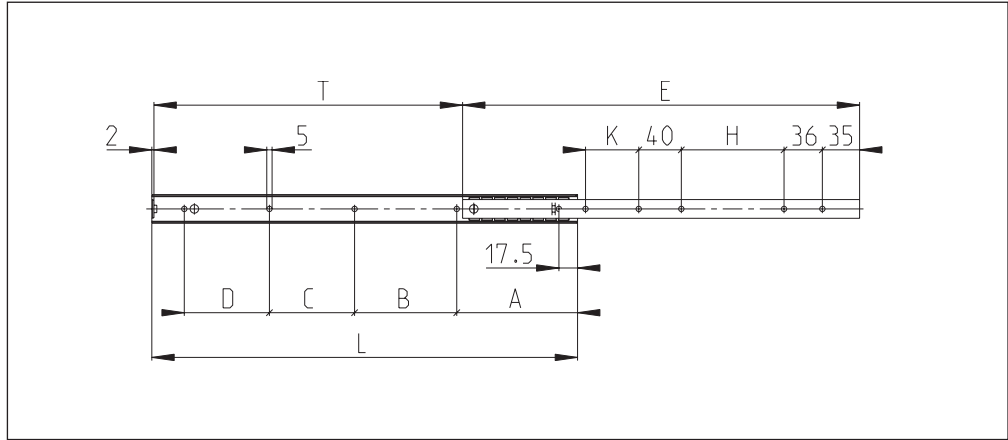
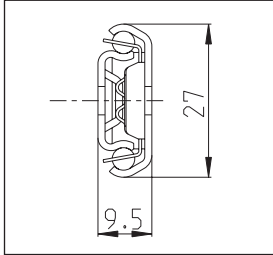




TELESCOPIC SLIDES



EMS 1



Art. nr.	L/T (mm)	L/T (inches)	Dynamic load capacity kg/pr (lbs/pr)	Packaging (Pair)
109042	300/210	11,81/8,27	21 (46)	35
109043	350/240	13,78/9,45	23 (51)	35
109044	400/290	15,75/11,42	20 (44)	35
109046	500/370	19,69/14,57	22 (49)	35

Art. nr.	L	T	A	B	C	D	E	K	H
109042	300	210	113,5	96	128		273		46,5
109043	350	240	113,5	96	128		323		71,5
109044	400	290	113,5	96	160		373	50	96,5
109046	500	370	145,5	64	128	128	473	75	146,5

- Zinc plated (blue)
- Packed per pair in shrink wrapped foil
- Recommended fitting space: 10 mm per slide
- Recommended screws: pan-head

STOCK ITEMS

All dimensions in mm unless stated otherwise

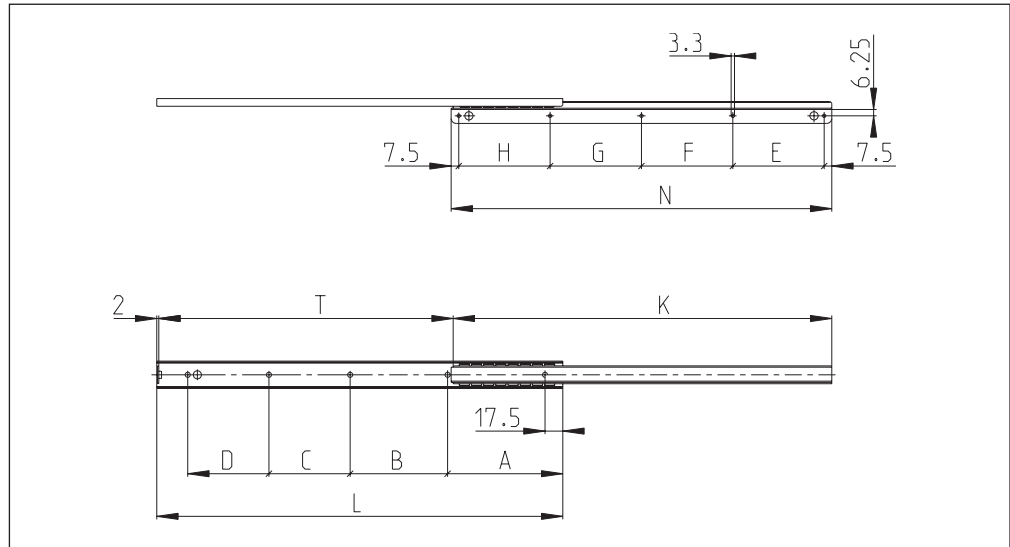
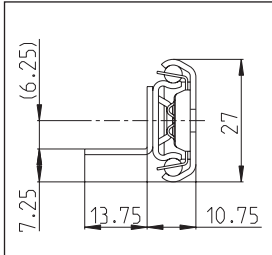
For special requests, please contact our sales department



TELESCOPIC SLIDES



EMS 2



Art. nr.	L/T (mm)	L/T (inches)	Dynamic load capacity kg/pr (lbs/pr)	Packaging (Pair)
109049	300/210	11,81/8,27	21 (46)	25
109050	350/240	13,78/9,45	23 (51)	25
109051	400/290	15,75/11,42	20 (44)	25
109052	450/340	17,72/13,39	17 (37)	25
109053	500/370	19,69/14,57	22 (49)	20
109054	550/420	21,65/16,54	19 (42)	20
109055	600/460	23,62/18,11	20 (44)	20

Art. nr.	L	T	A	B	C	D	E	F	G	H	N	K
109049	300	210	113,5	96	64		86,6	86,6	86,6		267,3	275
109050	350	240	113,5	96	128		103,3	103,3	103,3		317,4	325
109051	400	290	113,5	96	160		120	120	120		367,5	375
109052	450	340	113,5	96	96	128	136,6	136,6	136,6		417,3	425
109053	500	370	145,5	64	128	128	115	115	115	115	467,5	475
109054	550	420	145,5	96	160	128	127,5	127,5	127,5	127,5	517,5	525
109055	600	460	145,5	96	160	160	140	140	140	140	567,5	575

- Zinc plated (blue)
- Packed per pair in shrink wrapped foil
- Recommended fitting space: 11,25 mm per slide
- Recommended screws: for outer profile: panhead
for drawer carrier: panhead

All dimensions in mm unless stated otherwise

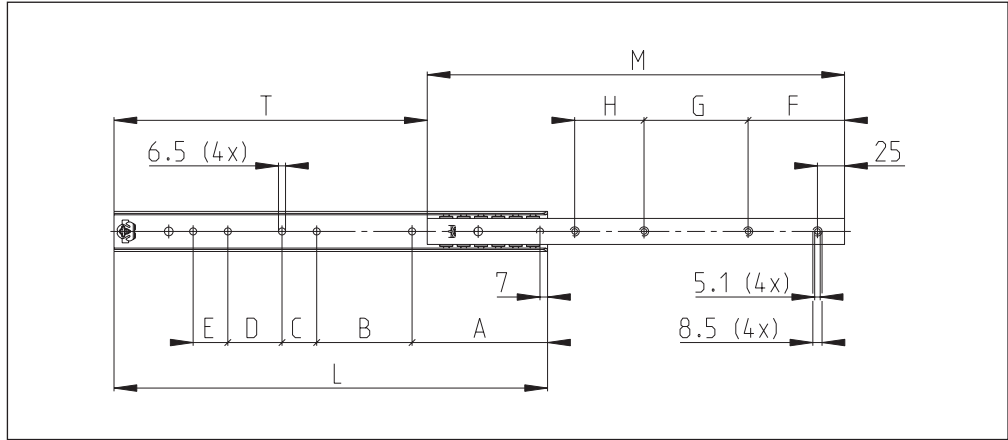
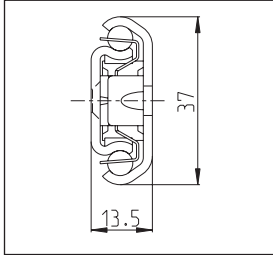
For special requests, please contact our sales department



TELESCOPIC SLIDES



Finn 2



Art. nr.	L/T (mm)	L/T (inches)	Dynamic load capacity kg/pr (lbs/pr)	Packaging (Pair)
107230	300/205	11,81/8,07	40 (88)	20
107231	350/239	13,78/9,40	48 (106)	20
107232	400/289	15,75/11,38	53 (117)	16
107233	450/339	17,72/13,35	60 (132)	14
107234	500/373	19,69/14,69	63 (139)	14
107236	600/457	23,62/17,99	66 (146)	10
107238	700/541	27,56/21,30	68 (150)	10

Art. nr.	L	T	A	B	C	D	E	F	G	H	M
107230	300	205	135	64	32			57	64	32	288
107231	350	239	135	96	32			89	64	32	335
107232	400	289	135	160	32			89	96	64	385
107233	450	339	135	192	32			89	96	96	435
107234	500	373	167	128	32	64	32	121	96	96	485
107236	600	457	167	192	32	96	32	153	128	128	585
107238	700	541	199	192	32	160	32	153	160	192	685

- Bumper with hold closed function
- Zinc plated (blue)
- Packed per pair in shrink wrapped foil
- Recommended fitting space: 14 mm per slide
- Recommended screws: outer profile: panhead
inner profile: countersunk

All dimensions in mm unless stated otherwise

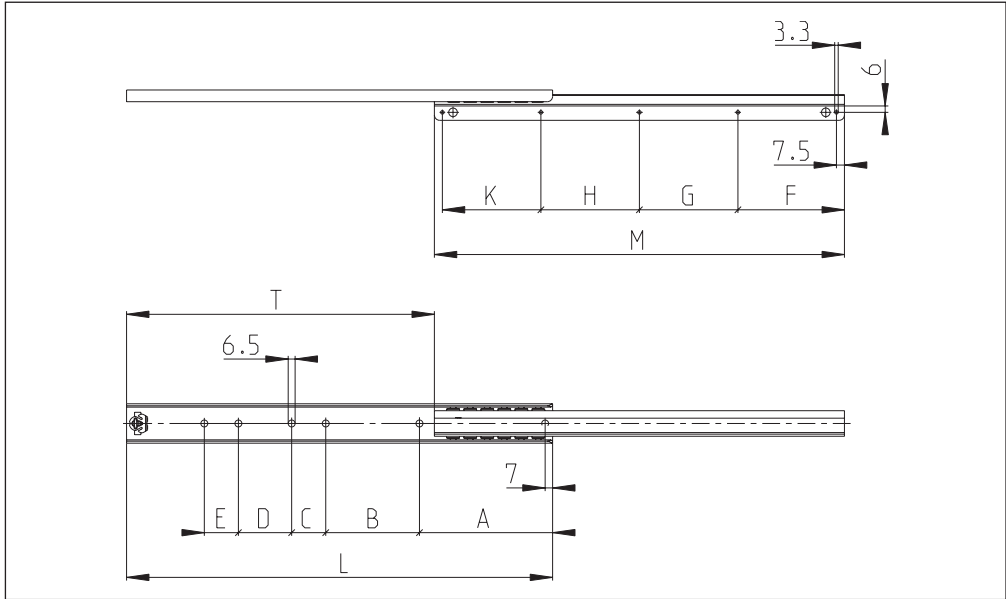
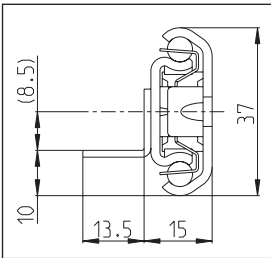
All dimensions in mm unless stated otherwise

For special requests, please contact our sales department



STOCK ITEMS

Finn 3



Art. nr.	L/T (mm)	L/T (inches)	Dynamic load capacity kg/pr (lbs/pr)	Packaging (Pair)
107239	300/205	11,81/8,07	40 (88)	15
107240	350/239	13,78/9,40	48 (106)	15
107241	400/289	15,75/11,38	53 (117)	15
107242	450/339	17,72/13,35	60 (132)	12
107243	500/373	19,69/14,69	63 (139)	12
107245	600/457	23,62/17,99	66 (146)	8
107247	700/541	27,56/21,30	68 (150)	8

Art. nr.	L	T	A	B	C	D	E	F	G	H	K	M
107239	300	205	135	64	32			97,5			90	285
107240	350	239	135	96	32			114,2			106,7	335
107241	400	289	135	160	32			130,8			123,4	385
107242	450	339	135	192	32			147,5			140	435
107243	500	373	167	128	32	64	32	125	117,5	117,5	117,5	485
107245	600	457	167	192	32	96	32	150	142,5	142,5	142,5	585
107247	700	541	199	192	32	160	32	175	167,5	167,5	167,5	685

- Bumper with hold closed function
- Zinc plated (blue)
- Packed per pair in shrink wrapped foil
- Recommended fitting space: 15,5 mm per slide
- Recommended screws: outer profile: panhead
inner profile: panhead

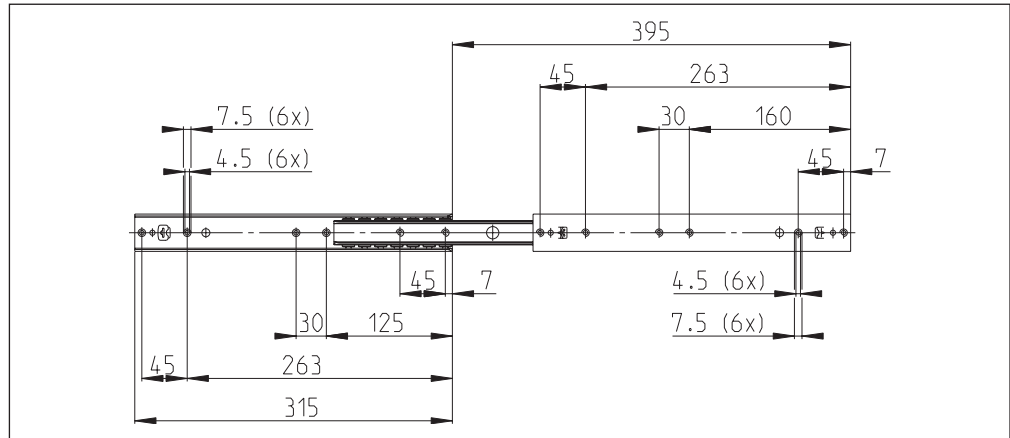
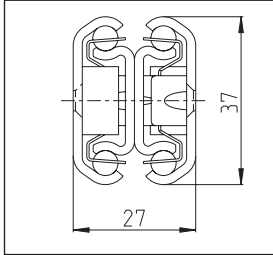
All dimensions in mm unless stated otherwise

For special requests, please contact our sales department





Double Finn



Art. nr.	L/T (mm)	L/T (inches)	Dynamic load capacity kg/pr (lbs/pr)	Packaging (Pair)
117270	315/395	12,40/15,55	50(110)	10

- Load capacity for vertical use: 25 kg 55 lbs
- Bumper with hold closed function
- Zinc plated (blue)
- Recommended fitting space for side mount: 27,5 mm per slide
- Recommended screws: countersunk

All dimensions in mm unless
stated otherwise

For special requests, please contact our sales department

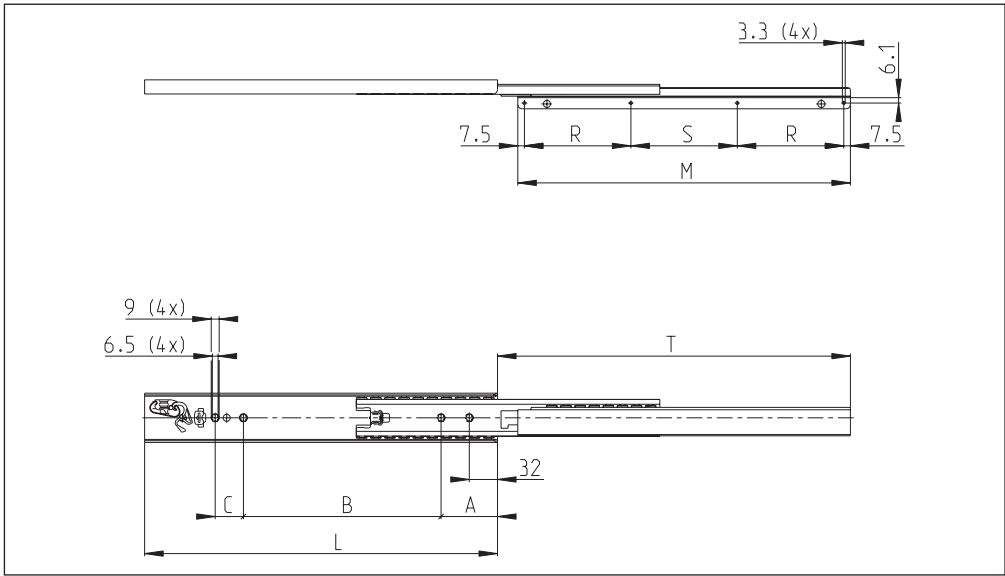
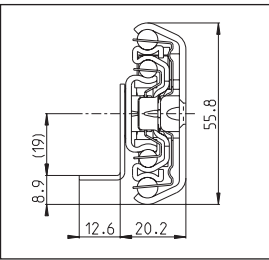


TELESCOPIC SLIDES



STOCK ITEMS

Uif HD E



Art. nr.	L/T (mm)	L/T (inches)	Dynamic load capacity kg/pr (lbs/pr)	Packaging (Pair)
112F82	300/285	11,81/11,22	64 (141)	8
112F83	350/350	13,78/13,78	73 (161)	8
112F84	400/400	15,75/15,75	77 (170)	8
112F85	450/450	17,72/17,72	88 (194)	5
112F86	500/500	19,69/19,69	88 (194)	5
112F87	550/550	21,65/21,65	88 (194)	5
112F88	600/600	23,62/23,62	88 (194)	5
112F89	700/700	27,56/27,56	88 (194)	5
112F90	800/800	31,50/31,50	100 (220)	4

Art. nr.	L	T	A	B	C	R	S	M
112F82	300	285	64	128	32	87,3	87,4	277
112F83	350	350	64	160	32	103,5	104	327
112F84	400	400	64	224	32	120,7	120,6	377
112F85	450	450	64	224	32	137,3	137,4	427
112F86	500	500	64	288	32	153,5	154	477
112F87	550	550	64	288	32	170,7	170,6	527
112F88	600	600	64	384	32	187,3	187,4	577
112F89	700	700	64	384	32	220,7	220,6	677
112F90	800	800	64	384	32	254	254	777

- Anti rebound system with fail-safe
- 32 mm hole pattern
- Zinc plated (blue)
- Packed per pair in shrink wrapped foil
- Recommended fitting space: 20,7 mm per slide
- Recommended screws: outer profile: countersunk

All dimensions in mm unless stated otherwise

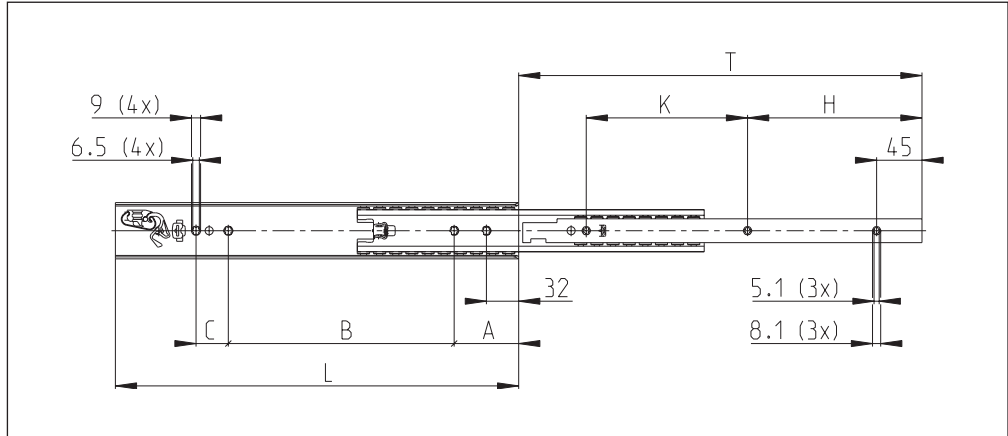
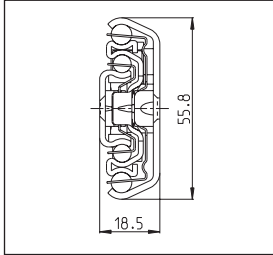
drawer carrier: panhead

For special requests, please contact our sales department





Uif HD F



Art. nr.	L/T (mm)	L/T (inches)	Dynamic load capacity kg/pr (lbs/pr)	Packaging (Pair)
112F91	300/285	11,81/11,22	64 (141)	8
112F92	350/350	13,78/13,78	73 (161)	8
112F93	400/400	15,75/15,75	77 (170)	8
112F94	450/450	17,72/17,72	88 (194)	8
112F95	500/500	19,69/19,69	88 (194)	5
112F96	550/550	21,65/21,65	88 (194)	5
112F97	600/600	23,62/23,62	99 (218)	5
112F98	700/700	27,56/27,56	105 (231)	5
112F99	800/800	31,50/31,50	105 (231)	4

Art. nr.	L	T	A	B	C	K	H
112F91	300	285	64	128	32	96	96
112F92	350	350	64	160	32	128	173
112F93	400	400	64	224	32	160	173
112F94	450	450	64	224	32	192	205
112F95	500	500	64	288	32	224	237
112F96	550	550	64	288	32	224	269
112F97	600	600	64	384	32	256	301
112F98	700	700	64	384	32	320	333
112F99	800	800	64	480	32	352	397

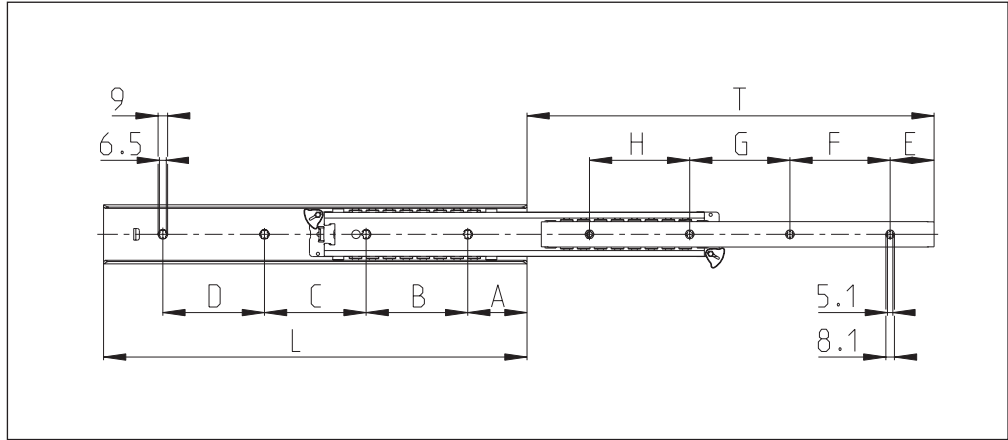
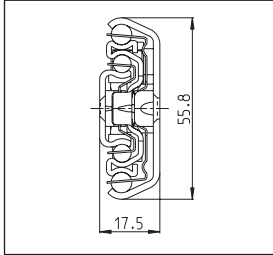
- 1 Anti rebound system with fail-safe
- 2 32 mm hole pattern
- 3 Zinc plated (blue)
- 4 Packed per pair in shrink wrapped foil
- 5 Recommended fitting space: 19 mm per slide
- 6 Recommended screws: outer profile: countersunk
inner profile: countersunk

All dimensions in mm unless stated otherwise

For special requests, please contact our sales department



ULF HD
two way travel



Art. nr.	L/T (mm)	L/T (inches)	Dynamic load capacity kg/pr (lbs/pr)	Packaging (Pair)
112509	700/711	27,56/27,56	88 (194)	5
112510	600/607	23,62/23,90	88 (194)	4
112511	500/503	19,69/19,80	88 (194)	5
112512	800/815	31,50/32,09	100 (220)	3

Art. nr.	L	T	A	B	C	D	E	F	G	H
112509	700	711	62	192	192	192	47,5	192	192	192
112510	600	607	60	160	160	160	45,5	160	160	160
112511	500	503	58	128	128	128	43,5	128	128	128
112512	800	815	64	224	224	224	49,5	224	224	224

- Two way travel, extension up to 102% in both directions
- Zinc plated (blue)
- Packed per pair in shrink wrapped foil
- Recommended fitting space: 18 mm per slide
- Recommended screws: outer profile: countersunk
inner profile: countersunk

All dimensions in mm unless stated otherwise

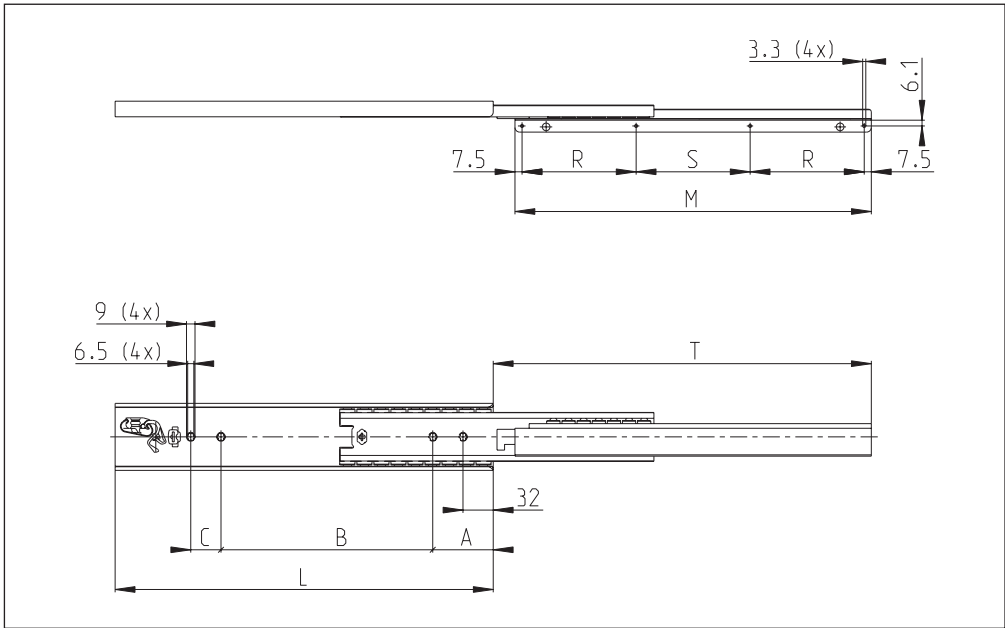
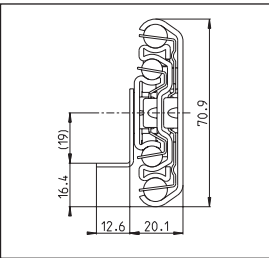
For special requests, please contact our sales department





STOCK ITEMS

Titan E



Art. nr.	L/T (mm)	L/T (inches)	Dynamic load capacity kg/pr (lbs/pr)	Packaging (Pair)
101F84	400/400	15,75/15,75	103 (227)	6
101F85	450/450	17,72/17,72	116 (256)	4
101F86	500/500	19,69/19,69	130 (287)	4
101F87	550/550	21,65/21,65	130 (287)	4
101F88	600/600	23,62/23,62	130 (287)	3
101F89	700/700	27,56/27,56	130 (287)	3
101F90	800/800	31,50/31,50	130 (287)	3

Art. nr.	L	T	A	B	C	R	S	M
101F84	400	400	64	224	32	120,7	120,6	377
101F85	450	450	64	224	32	137,3	137,4	427
101F86	500	500	64	288	32	154	154	477
101F87	550	550	64	288	32	170,7	170,6	527
101F88	600	600	64	384	32	187,3	187,4	577
101F89	700	700	64	384	32	220,7	220,6	677
101F90	800	800	64	480	32	254	254	777

- Anti rebound system with fail-safe
- 32 mm hole pattern
- Zinc plated (blue)
- Packed per pair in shrink wrapped foil
- Recommended fitting space: 20,6 mm per slide
- Recommended screws: outer profile: countersunk

drawer carrier: panhead

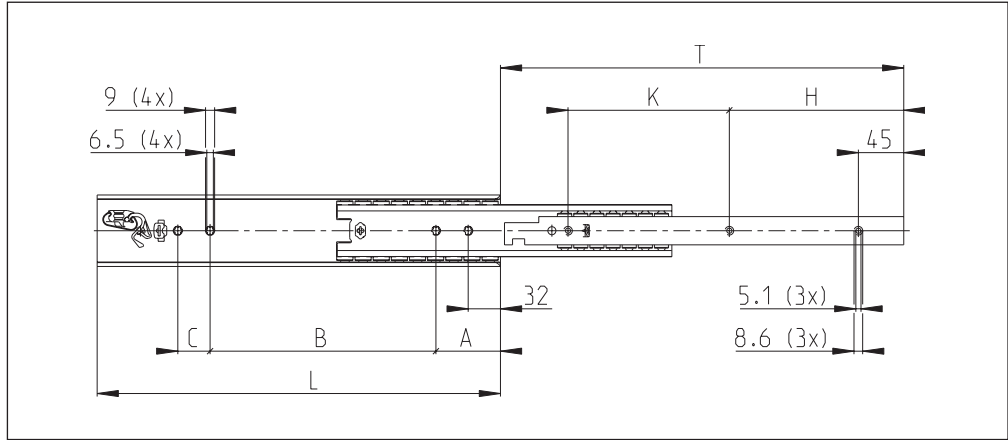
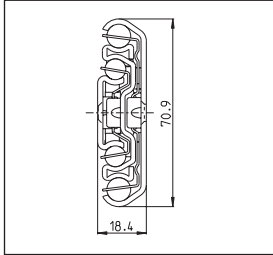
All dimensions in mm unless stated otherwise

For special requests, please contact our sales department





Titan F



STOCK ITEMS

Art. nr.	L/T (mm)	L/T (inches)	Dynamic load capacity kg/pr (lbs/pr)	Packaging (Pair)
101F93	400/400	15,75/15,75	103 (227)	6
101F94	450/450	17,72/17,72	116 (256)	5
101F95	500/500	19,69/19,69	130 (287)	5
101F96	550/550	21,65/21,65	130 (287)	5
101F97	600/600	23,62/23,62	130 (287)	4
101F98	700/700	27,56/27,56	130 (287)	4
101F99	800/800	31,50/31,50	130 (287)	3

Art. nr.	L	T	A	B	C	H	K
101F93	400	400	64	224	32	173	160
101F94	450	450	64	224	32	205	352
101F95	500	500	64	288	32	237	224
101F96	550	550	64	288	32	269	224
101F97	600	600	64	384	32	301	256
101F98	700	700	64	384	32	333	320
101F99	800	800	64	480	32	397	352

- Anti rebound system with fail safe
- 32 mm hole pattern
- Zinc plated (blue)
- Packed per pair in shrink wrapped foil
- Recommended fitting space: 19 mm per slide
- Recommended screws: outer profile: countersunk
inner profile: countersunk

All dimensions in mm unless stated otherwise

For special requests, please contact our sales department



www.klee.dk



BRD. KLEE

INGENIØR- & HANDELSAKTIESELSKAB · Gadagervej 11 · DK-2620 Albertslund
Tlf. 4386 8333 · Fax 4386 8388 · E-mail: klee@klee.dk · www.klee.dk

